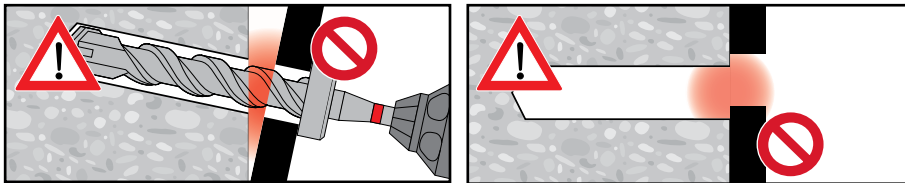
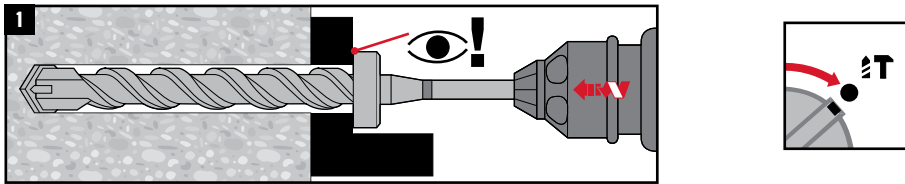
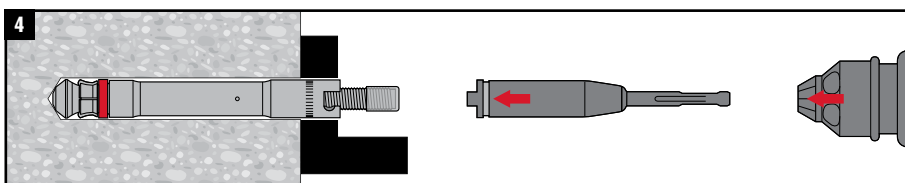
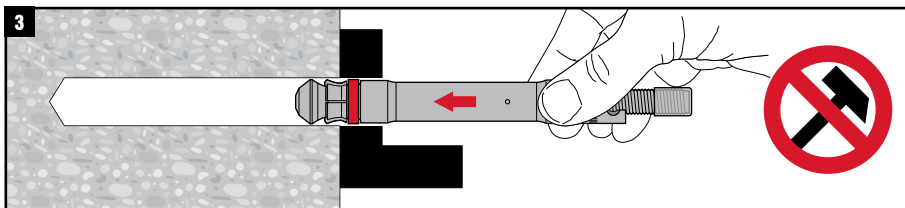
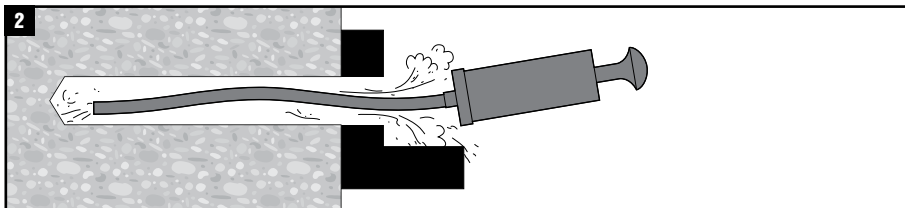


	HDA-T	max. t <sub>fix</sub>	d <sub>f</sub>
	HDA-TF M20 x 250/50	50 mm	40 mm
	HDA-TF M20 x 250/100	100 mm	40 mm



**1.1**

HDA-T	TE-Y (SDS max)
HDA-TF M20 x 250/50	TE-Y-HDA-B 30 x 300
HDA-TF M20 x 250/100	TE-Y-HDA-B 30 x 350

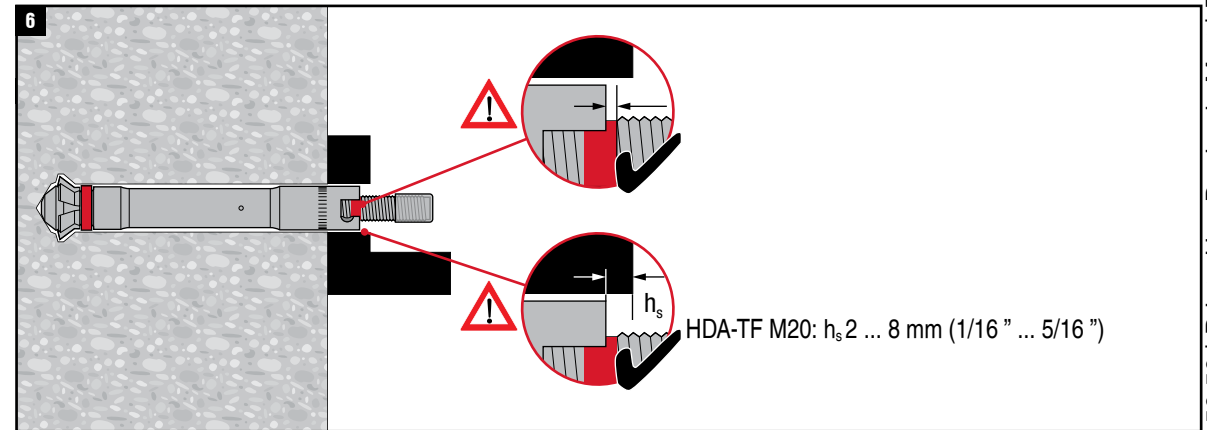
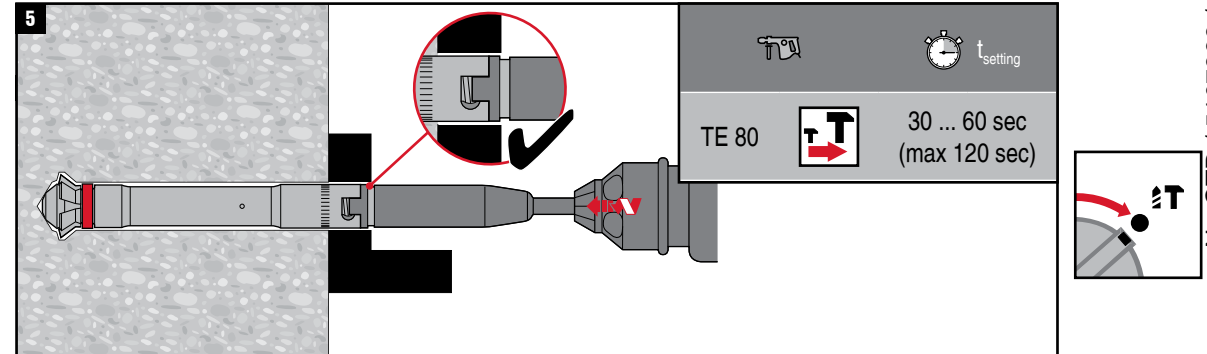


**4.1**

HDA-T	TE-Y (SDS max)
HDA-TF M20	TE 80

**4.2**

HDA-T	TE-Y (SDS max)
HDA-TF M20	TE-Y-HDA-ST37-M20



**7**

HDA-T	SW	T <sub>inst</sub>
HDA-TF M20	30	300 Nm (221 ft-lb)